

TECHNICAL MANUAL

**ORGANIZATIONAL MAINTENANCE REPAIR PARTS AND SPECIAL TOOLS LISTS
FOR**

OSCILLOSCOPES

OS-8B/U (NSN

OS-8 C/U (NSN

OS-8E/U (NSN 6625-00-649-9284)

TECHNICAL MANUAL }
No. 11-6625-252-20P }

HEADQUARTERS
DEPARTMENT OF THE ARMY
WASHINGTON, DC, 29 December 1978

ORGANIZATIONAL MAINTENANCE REPAIR PARTS AND SPECIAL TOOLS LISTS
FOR
OSCILLOSCOPES
OS-8B/U, OS-8C/U, AND
OS-8E/U (NSN 6625-00-649-9284)

Current as of 18 July 1978

REPORTING OF ERRORS

You can improve this manual by recommending improvements using DA Form 2028-2 located in the back of the manual. Simply tear out the self addressed form, fill it out as shown on the sample, fold it where shown, and drop it in the mail.

If there are no blank DA Form 2028-2 in the back of your manual, use the standard DA Form 2028 (Recommended Changes to Publications and Blank Forms) and forward to the Commander, US Army Communications and Electronics Materiel Readiness Command, ATTN: DRSEL-ME-MQ, Fort Monmouth, New Jersey 07703.

In either case a reply will be furnished direct to you.

Table of Contents

		Page	Illus Figure
SECTION	I. Introduction- - - - -	1	
	II. Repair parts list- - - - -	5	
GROUP	00. Oscilloscopes OS-8B/U, OS-8C/U, OS-8E/U- - - - -	5	1-7
SECTION	III. Special tools list (Not applicable)		
	IV. National stock number and part number index - - - - -	18	

SECTION I

INTRODUCTION

1. Scope

This manual lists spares and repair parts; special tools; special test, measurement, and diagnostic equipment (TMDE), and other special support equipment required for performance of organizational maintenance of the OS-8B/U, OS-8C/U and OS-8E/U. It authorizes the requisitioning and issue of spares and repair parts as indicated by the source and maintenance codes.

2. General

This Repair Parts and Special Tools List is divided into the following sections:

a. Section II. Repair Parts List. A list of spares and repair parts authorized for use in the performance of maintenance. The list also includes parts which must be removed for replacement of the authorized parts. Parts lists are composed of functional groups in numeric sequence, with the parts in each group listed in figure and item number sequence.

b. Section III. Special Tools List. Not applicable.

c. Section IV. National Stock Number and Part Number Index. A list, in National item identification number (NIIN) sequence, of all National stock numbers (NSN) appearing in the listings, followed by a list, in alphameric sequence, of all part numbers appearing in the listings. National stock numbers and part numbers are cross-referenced to each illustration figure and item number appearance.

3. Explanation of Columns

a. Illustration. This column is divided as follows:

(1) *Figure number.* Indicates the figure number of the illustration on which the item is shown.

(2) *Item number.* The number used to identify item called out in the illustration.

b. Source, Maintenance, and Recoverability (SMR) Codes.

(1) *Source code.* Source codes indicate the manner of acquiring support items for maintenance, repair, or overhaul of end items. Source codes are entered in the first and second positions of the Uniform SMR Code format as follows:

<i>Code</i>	<i>Definition</i>
PA	Item procured and stocked for anticipated or known usage.
XD-A	support item that is not stocked. When required, item will be procured through normal supply channels.

NOTE

Cannibaliz35 7 or salvage may be used as a source of supply for any items source coded above except those coded XA and aircraft support items as restricted by AR 700-42.

(2) *Maintenance code.* Maintenance codes are assigned to indicate the levels of maintenance authorized to USE and REPAIR support items. The maintenance codes are entered in the third and fourth positions of the Uniform SMR Code format as follows:

(a) The maintenance code entered in the third position will indicate the lowest maintenance level authorized to remove, replace, and use the support item. The maintenance code entered in the third position will indicate one of the following levels of maintenance:

<i>Code</i>	<i>Application/Explanation</i>
O	Support item is removed, replaced, used at the organizational level.

(b) The maintenance code entered in the fourth position indicates whether the item is to be repaired and identifies the lowest maintenance level with the capability to perform complete repair (i.e., all authorized maintenance functions). This position will contain one of the following maintenance codes:

<i>Code</i>	<i>Application/Explanation</i>
Z	Nonreparable. No repair is authorized.

(3) *Recoverability code.* Recoverability codes are assigned to support items to indicate the disposition action on unserviceable items. The recoverability code is entered in the fifth position of the Uniform SMR Code format as follows:

<i>Recoverability codes</i>	<i>Definition</i>
Z-Nonreparable item.	When unserviceable, condemn and dispose at the level indicated in position 3.

c. National Stock Number. Indicates the National stock number assigned to the item and will be used for requisitioning purposes.

d. Part Number. Indicates the primary number used by the manufacturer (individual, company, firm, corporation, or Government activity), which controls the design and characteristics of the item by means of its engineering drawings, specifications, standards, and inspection requirements to identify an item or range of items.

NOTE

When a stock numbered item is requisitioned, the repair part received may have a different part number than the part being replaced.

e. Federal Supply Code for Manufacturer (FSCM). The FSCM is a 5-digit numeric code listed in SB 708-42 which is used to identify the manufacturer, distributor, or Government agency, etc.

f. Description. Indicates the Federal item name and, if required, a minimum description to identify the item.

g. Unit of Measure (U/M). Indicates the standard of the basic quantity of the listed item as used in performing the actual maintenance function. This measure is expressed by a two-character alphabetical abbreviation (e.g., ea, in, pr, etc). When the unit of measure differs from the unit of issue, the lowest unit of issue that will satisfy the required units of measure will be requisitioned.

h. Quantity Incorporated in Unit. Indicates the quantity of the item used in the breakout shown on the illustration figure, which is prepared for a functional group, subfunctional group, or an assembly.

4. Special Information

a. Usable on codes are shown in the description column. Uncoded items are applicable to all models. Identification of the usable on codes used in this publication are:

<i>Code</i>	<i>Used on</i>
AFX	OS-8B/U
AFY	OS-8C/U
AWV	OS-8E/U

b. The following publication pertains to the OS-8B/U, OS-8C/U and OS-8E/U and its components:

TM 11-6625-252-15, Oscilloscopes OS-8B/U, OS/8C/U, and OS-8E/U

c. The illustrations in this manual are identical to those published in TM 11-6625-252-34P. Only those parts assigned the third position SMR maintenance code "C" or "O" are listed in the tabular listing; therefore, there may be a break in the item number sequence. Only illustrations containing organizational authorized items appear in this manual.

5. How to Locate Repair Parts

a. When National stock number or part number is unknown.

(1) *First.* Using the table of contents, determine the functional group within which the item belongs. This is necessary since illustrations are prepared for functional groups and listings are divided into the same groups.

(2) *Second.* Find the illustration covering the functional group to which the item belongs.

(3) *Third.* Identify the item on the illustration and note the illustration figure and item number of the item.

(4) *Fourth.* Using the Repair Parts Listing, find the figure and item number noted on the illustration.

b. When National stock number or part number is known.

(1) *First.* Using the Index of National Stock Numbers and Part Numbers, find the pertinent National stock number or part number. This index is in NIIN sequence followed by a list of part numbers in alphameric sequence, cross-referenced to the illustration figure number and item number.

(2) *Second.* After finding the figure and item number, locate the figure and item number in the repair parts list.

6. Abbreviations

Not applicable.

(Next printed page is 4.)

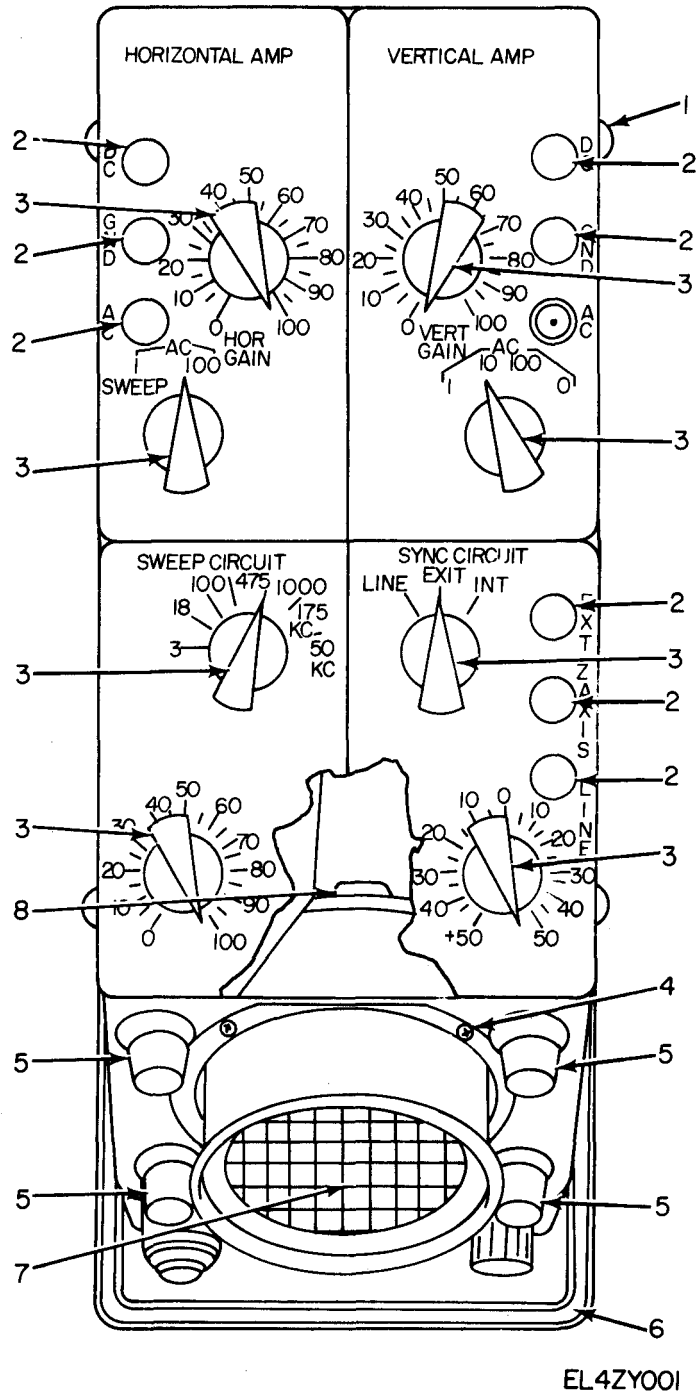


Figure 1. Oscilloscopes OS-8B/U, OS-8C/U and OS-8E/U, Top View.

SECTION II

(1)	(2)	(3)	(4)	(5)	(6)	(7)	(8)	
ILLUSTRATION							QTY	
(A)	(B)	NATIONAL			DESCRIPTION		INC	
FIG	ITEM	SMR	STOCK	PART			IN	
NO.	NO.	CODE	NUMBER	NUMBER	FSCM	USABLE ON CODE	U/M	UNIT
GROUP 00 OSCILLOSCOPES OS-BB/O,OS-BC/U AND								
OS-BE/U								
1	3	PAOZZ	5355-00-160-7105	SCC34953	80063	KNOB	EA	8
1	5	PAOZZ	5355-00-284-5143	S230-64	75376	KNOB	EA	4

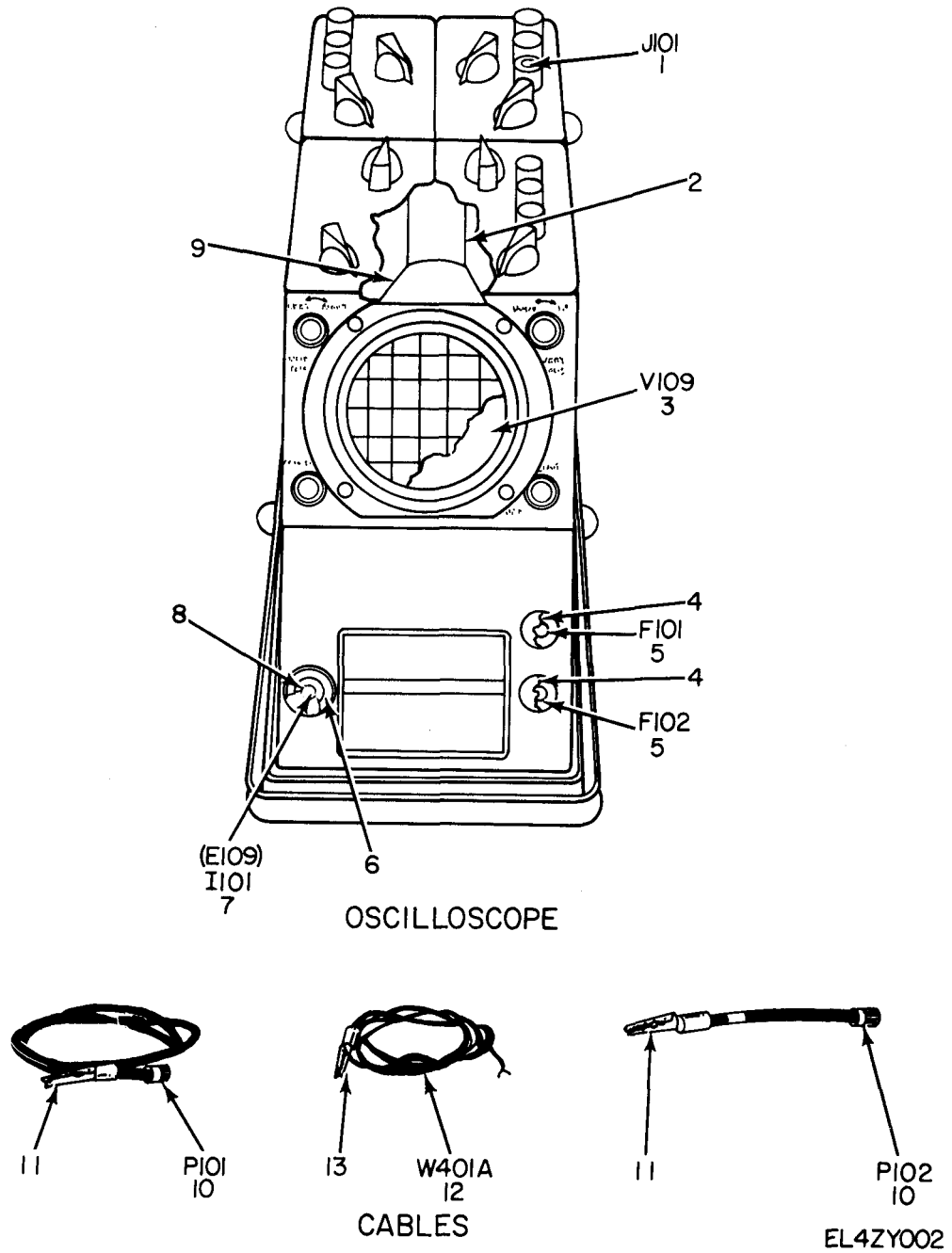


Figure 2. Oscilloscopes OS-8B/U, OS-8C/U and OS-8E/U, Front View and Test Cables.

SECTION II

(1)	(2)	(3)	(4)	(5)	(6)	(7)	(8)		
ILLUSTRATION									
(A)	(B)								
FIG	ITEM	SMR	NATIONAL	PART			QTY		
NO.	NO.	CODE	STOCK	NUMBER	FSCM	DESCRIPTION	INC		
			NUMBER			USABLE ON CODE	IN		
							UNIT		
2	3	PAOZZ	5960-00-188-0862	3RP1	81349	ELECTRON TUBE	EA	1	
2	5	PAOZZ	5920-00-755-3235	F02B250V3/4A	81349	FUSE, CARTRIDGE	AFX, AFY	EA	2
2	5	XDOZZ		F02G2R00A	81349	FUSE, CARTRIDGE	AWV	EA	2
2	7	PAOZZ	6240-00-155-8706	47	04446	LAMP, INCANDESCENT	EA	EA	1
2	8	PAOZZ	6210-00-270-4097	22	72765	LENS, INDICATOR LT	EA	EA	1
2	11	PAOZZ	5999-00-151-4043	60HSRED	76545	CLIP, ELECTRICAL	EA	EA	2
2	13	PAOZZ	5999-00-501-8365	60HSBLK	63134	CLIP, ELECTRICAL	EA	EA	1

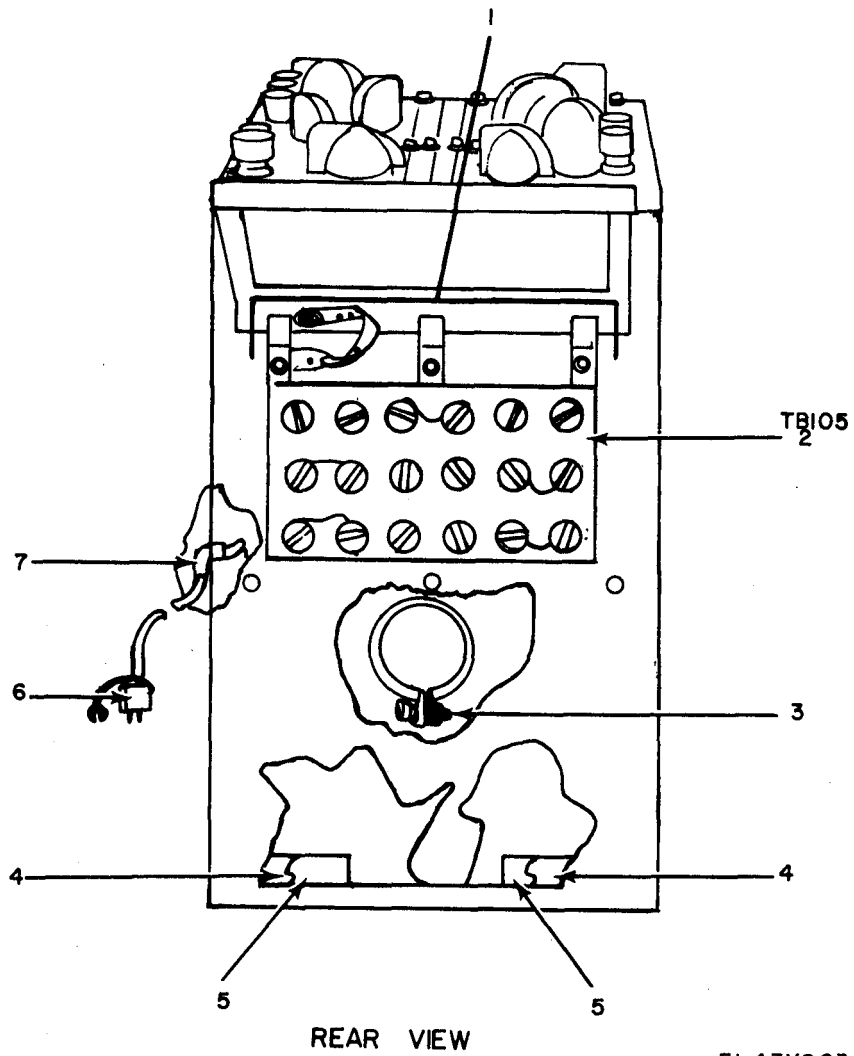


Figure 3. Oscilloscopes OS-8B/U, OS-8C/U and OS-8E/U, Rear View.

SECTION II

(1)	(2)	(3)	(4)	(5)	(6)	(7)	(8)	
ILLUSTRATION								
(A)	(B)	NATIONAL		DESCRIPTION		QTY		
FIG	ITEM	SMR	STOCK	PART			INC	
NO.	NO.	CODE	NUMBER	NUMBER	FSCM	USABLE ON CODE	U/M	UNIT
3	6	PAOZZ	5935-01-005-3579	UP121M	81349	CONNECTOR, PLUG, ELEC	EA	1

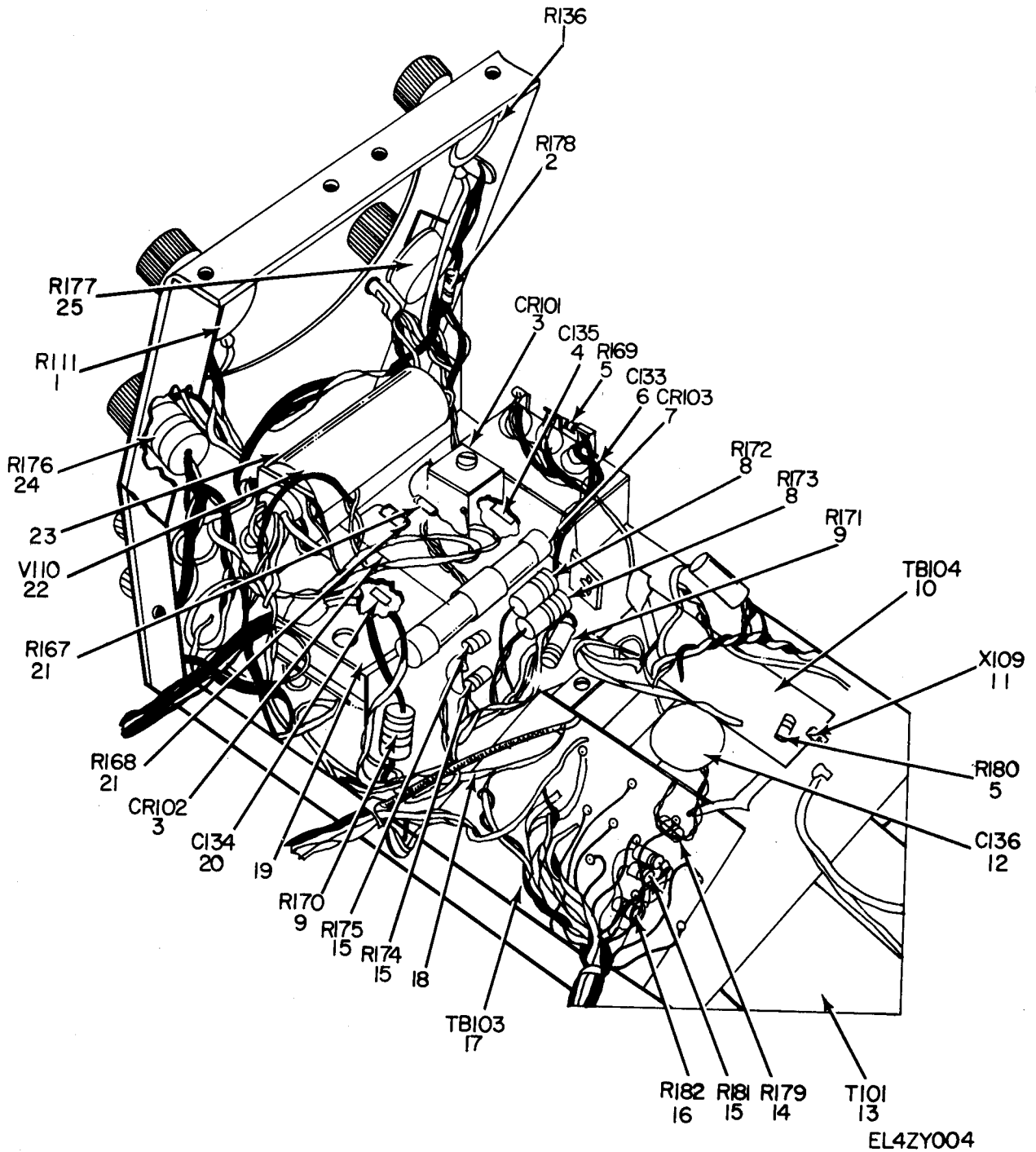
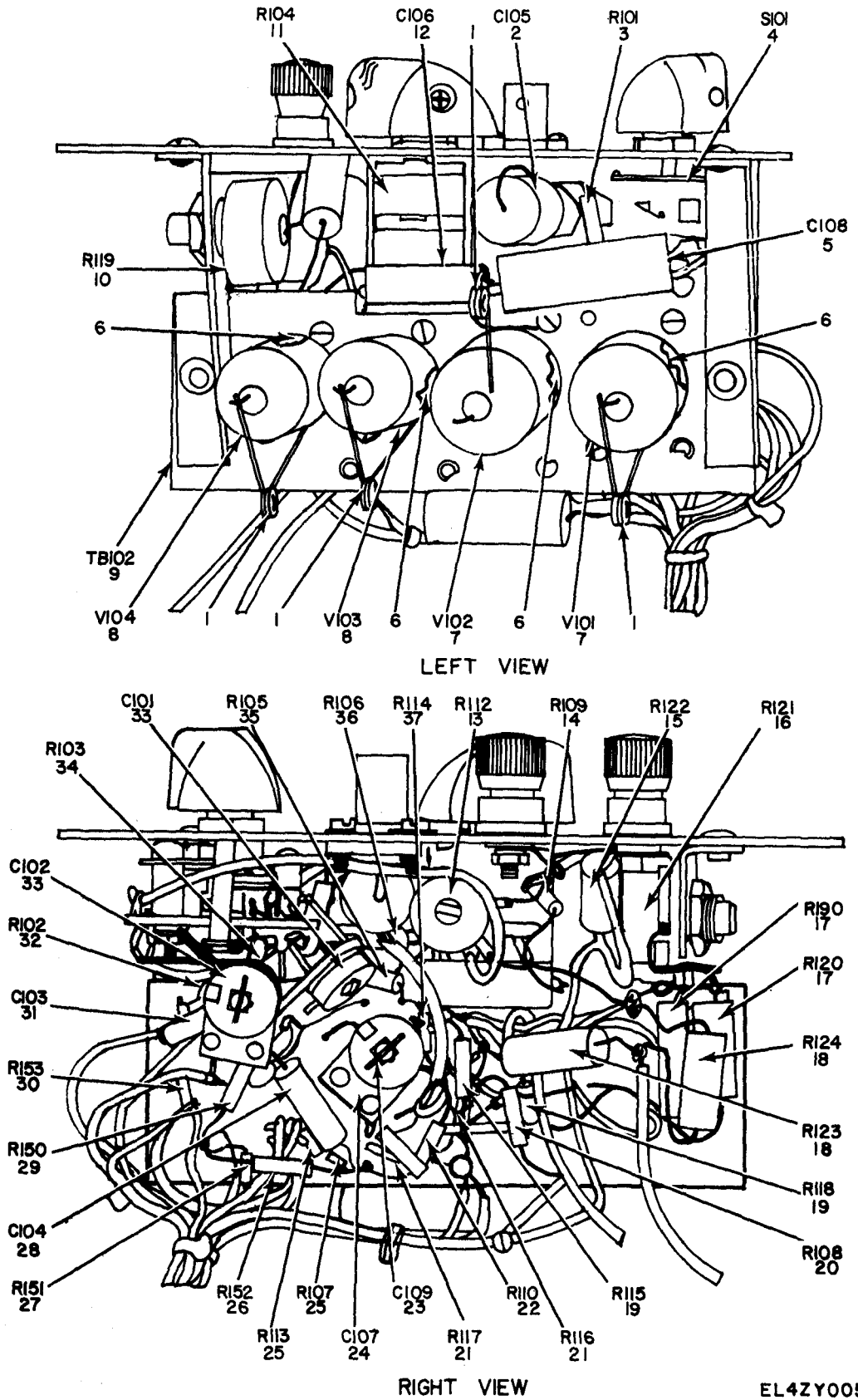


Figure 4. Oscilloscopes OS-8B/U, OS-8C/U and OS-8E/U,
Rear View.

SECTION II

(1)	(2)	(3)	(4)	(5)	(6)	(7)	(8)	
ILLUSTRATION							QTY	
(A)	(B)	NATIONAL			DESCRIPTION		INC	
FIG	ITEM	SMR	STOCK	PART			IN	
NO.	NO.	CODE	NUMBER	NUMBER	FSCM	USABLE ON CODE	U/M	UNIT
4	22	PAPZZ	5960-00-272-9182	6X4W	81349	ELECTRON TUBE	EA	1
4	23	PAOZZ	5960-00-729-8150	TS102U03	81349	SHIELD,ELECTRON TUB	EA	1

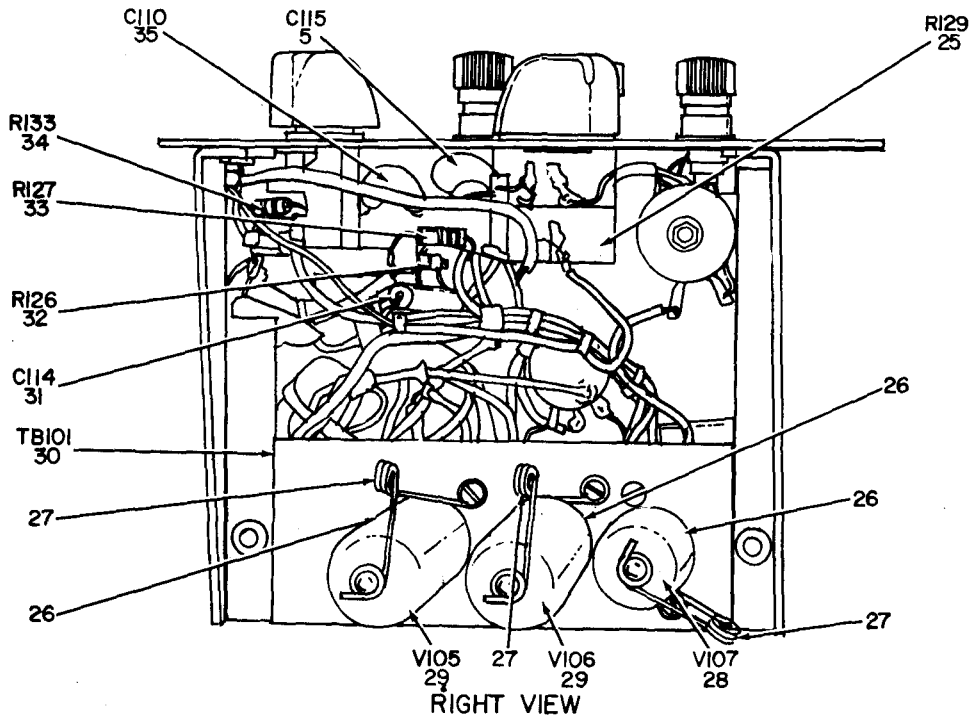
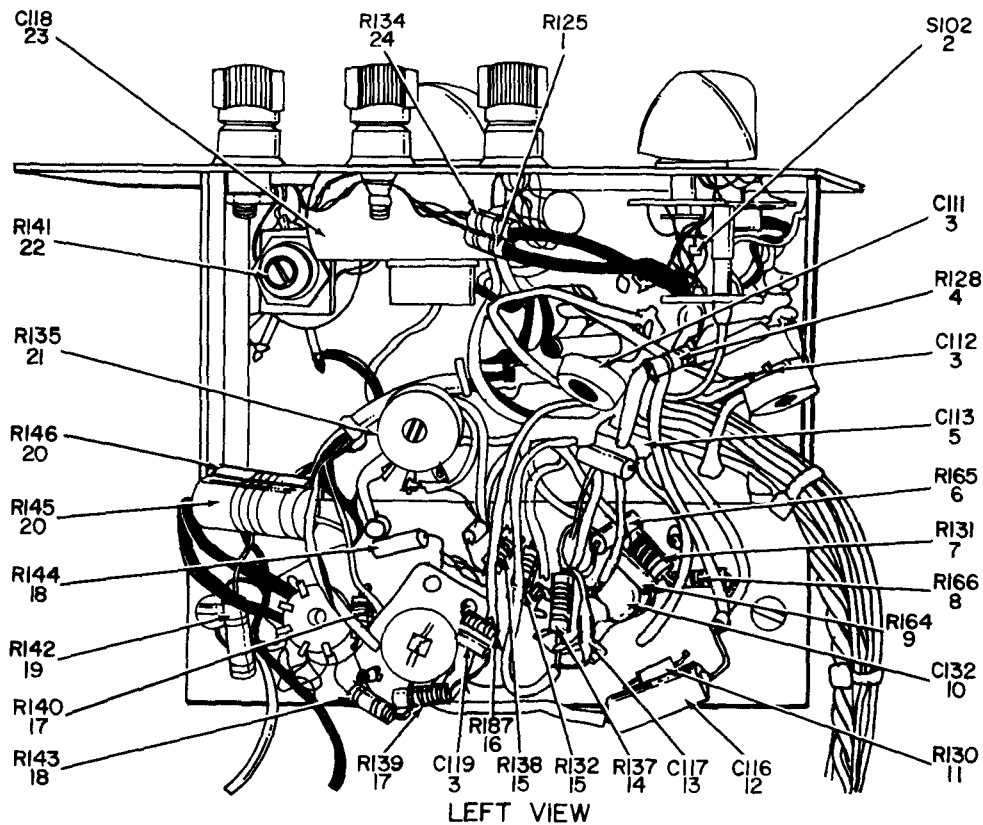


EL4ZY005

Figure 5. Oscilloscopes OS-8B/U, OS-8C/U and OS-8E/U, Vertical Amplifier

SECTION II

(1)	(2)	(3)	(4)	(5)	(6)	(7)	(8)	
ILLUSTRATION							QTY	
(A)	(B)	NATIONAL			DESCRIPTION		INC	
FIG	ITEM	SMR	STOCK	PART			IN	
NO.	NO.	CODE	NUMBER	NUMBER	FSCM	USABLE ON CODE	U/M	UNIT
5	7	PAOZZ	5960-00-179-4446	12AT7	81349		EA	2
5	8	PAOZZ	5960-00-542-7004	6AH6WA	81349		EA	2



EL4ZY006

Figure 6. Oscilloscopes OS-8B/U, OS-8C/U and OS-8E/U, Horizontal Amplifier.

SECTION II

(1)	(2)	(3)	(4)	(5)	(6)	(7)	(8)	
ILLUSTRATION								
(A)	(B)		NATIONAL		DESCRIPTION		QTY	
FIG	ITEM	SMR	STOCK	PART			INC	
NO.	NO.	CODE	NUMBER	NUMBER	FSCM	USABLE ON CODE	U/M	
							UNIT	
6	28	PAOZZ	5960-00-188-3967	6J6	81349	ELECTRON TUBE	EA	1
6	29	PAOZZ	5960-00-179-4446	12AT7	81349	ELECTRON TUBE	EA	2

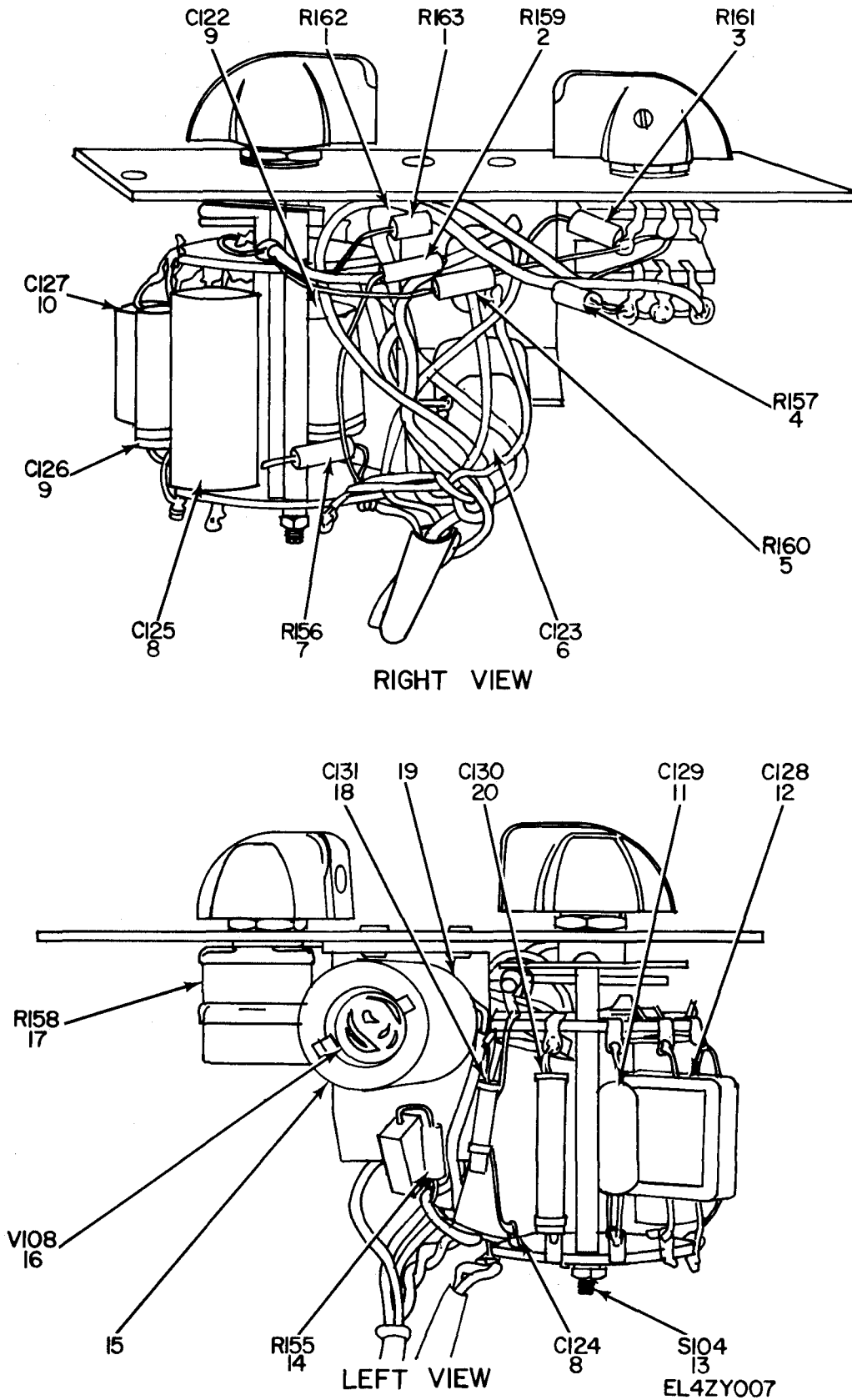


Figure 7. Oscilloscopes OS-8B/U, OS-8C/U and OS-8E/U, Sweep Circuit Oscillator.

SECTION II

(1)	(2)	(3)	(4)	(5)	(6)	(7)	(8)	
ILLUSTRATION							QTY	
(A)	(B)		NATIONAL				INC	
FIG	ITEM	SMR	STOCK	PART			IN	
NO.	NO.	CODE	NUMBER	NUMBER	FSCM	USABLE ON CODE	U/M	UNIT
7	15	PAOZZ	5960-00-860-7709	TS102U02	81350		EA	1
7	16	PAOZZ	5960-00-188-3967	6J6	81349		EA	1

SECTION IV

NATIONAL STOCK NUMBER AND PART NUMBER INDEX

NOTE: LATEST NATIONAL STOCK NUMBER AND PART NUMBER ASSIGNMENTS ARE INCLUDED AT END OF INDEX

STOCK NUMBER	FIG. NO.	ITEM NO.	STOCK NUMBER	FIG. NO.	ITEM NO.
5355-00-160-7105	1	3	6210-00-270-4097	2	8
5960-00-179-4446	5	7	5355-00-284-5143	1	5
5960-00-179-4446	6	29	5960-00-542-7004	5	8
5960-00-188-0862	2	3	5960-00-729-8150	4	23
5960-00-188-3967	6	28	5920-00-755-3235	2	5
5960-00-188-3967	7	16	5960-00-860-7709	7	15

PART NUMBER	FSCM	FIG NO	ITEM NO	PART NUMBER	FSCM	FIG NO	ITEM NO
SCC34953	80063	1	3	3RP1	81349	2	3
S230-64	75376	1	5				
TS102U02	81350	7	15	6AH6WA	81349	5	8
TS102U03	81349	4	23	6J6	81349	6	28
12AT7	81349	5	7	6J6	81349	7	16
12AT7	81349	6	29	6X4W	81349	4	22
22	72765	2	8				

LATEST NATIONAL STOCK NUMBER ASSIGNMENTS

STOCK NUMBER	FIG. NO.	ITEM NO.
5960-00-272-9182	4	22
5935-01-005-3579	3	6

LATEST PART NUMBER ASSIGNMENTS

PART NUMBER	FSCM	FIG. NO.	ITEM NO.
UP121M	81349	3	6

ADDITIONAL LATEST NATIONAL STOCK NUMBER ASSIGNMENTS

STOCK NUMBER	FIG. NO.	ITEM NO.
5999-00-151-4043	2	11
6240-00-155-8706	2	7
5999-00-501-8365	2	13

ADDITIONAL LATEST PART NUMBER ASSIGNMENTS

PART NUMBER	FSCM	FIG. NO.	ITEM NO.
F02B250V3/4A	81349	2	5
F02G2R00A	81349	2	5
47	4446	2	7
60HSRED	76545	2	11
60HSBLK	63134	2	13



SOMETHING WRONG WITH THIS MANUAL?

THEN...JOT DOWN THE DOPE ABOUT IT ON THIS FORM, TEAR IT OUT, FOLD IT AND DROP IT IN THE MAIL!

FROM: (YOUR UNIT'S COMPLETE ADDRESS)
 Commander
 Stateside Army Depot
 ATTN: AMSTA-US
 Stateside, N.J. 07703

DATE 10 July 1975

PUBLICATION NUMBER: TM 11-5840-340-20P DATE: 23 Jan 78 TITLE: Radar Set AN/PRC-76

BE EXACT...PIN-POINT WHERE IT IS				IN THIS SPACE TELL WHAT IS WRONG AND WHAT SHOULD BE DONE ABOUT IT:
PAGE NO.	PARA-GRAPH	FIGURE NO.	TABLE NO.	
33				For item 2, change the NSN to read: 5835-00-134-9186. <u>Reason:</u> Accuracy.
44		19		Identify the cover on the junction box (item no. 5). <u>Reason:</u> It is a separate item and is not called out on figure 19.
45				Add the cover of the junction box as an item in the listing for figure 19. <u>Reason:</u> Same as above.

TEAR ALONG DOTTED LINE

TYPED NAME, GRADE OR TITLE, AND TELEPHONE NUMBER: SSG I. M. DeSpirito 999-1776

SIGN HERE: *SSG I. M. DeSpirito*

RECOMMENDED CHANGES TO EQUIPMENT TECHNICAL MANUALS



THEN...JOT DOWN THE DOPE ABOUT IT ON THIS FORM, TEAR IT OUT, FOLD IT AND DROP IT IN THE MAIL!

SOMETHING WRONG WITH THIS MANUAL?

FROM: (YOUR UNIT'S COMPLETE ADDRESS)

DATE

PUBLICATION NUMBER

TM11-6625-252-20P

DATE

29 Dec 78

TITLE

OSCILLOSCOPES
OS-8B/U, OS-8C/U AND OS-8E/U

BE EXACT. . .PIN-POINT WHERE IT IS

IN THIS SPACE TELL WHAT IS WRONG AND WHAT SHOULD BE DONE ABOUT IT:

PAGE NO.

PARA-GRAPH

FIGURE NO.

TABLE NO.

TEAR ALONG DOTTED LINE

TYPED NAME, GRADE OR TITLE, AND TELEPHONE NUMBER

SIGN HERE:

DA FORM 2028-2
1 AUG 74

P.S.--IF YOUR OUTFIT WANTS TO KNOW ABOUT YOUR MANUAL "FIND" MAKE A CARBON COPY OF THIS AND GIVE IT TO YOUR HEADQUARTERS.

FILL IN YOUR
UNIT'S ADDRESS

FOLD BACK

DEPARTMENT OF THE ARMY

OFFICIAL BUSINESS

PENALTY FOR PRIVATE USE, \$300

POSTAGE AND FEES PAID
DEPARTMENT OF THE ARMY
DOD-314



Commander
US Army Communications and
Electronics Materiel Readiness Command
ATTN: DRSEL-ME-MQ
Fort Monmouth, New Jersey 07703

FOLD BACK

TEAR ALONG DOTTED LINE

RECOMMENDED CHANGES TO EQUIPMENT TECHNICAL MANUALS



THEN... JOT DOWN THE DOPE ABOUT IT ON THIS FORM, TEAR IT OUT, FOLD IT AND DROP IT IN THE MAIL!

SOMETHING WRONG WITH THIS MANUAL?

FROM: (YOUR UNIT'S COMPLETE ADDRESS)

DATE

PUBLICATION NUMBER TM 11-6625-252-20P	DATE 29 Dec 78	TITLE OSCILLOSCOPES OS-8B/U, OS-8C/U & OS-8E/U
--	-------------------	--

BE EXACT... PIN-POINT WHERE IT IS				IN THIS SPACE TELL WHAT IS WRONG AND WHAT SHOULD BE DONE ABOUT IT:
PAGE NO.	PARA-GRAPH	FIGURE NO.	TABLE NO.	

TYPED NAME, GRADE OR TITLE, AND TELEPHONE NUMBER	SIGN HERE:
--	------------

FILL IN YOUR
UNIT'S ADDRESS

FOLD BACK

DEPARTMENT OF THE ARMY

POSTAGE AND FEES PAID
DEPARTMENT OF THE ARMY
DOD-314



OFFICIAL BUSINESS
PENALTY FOR PRIVATE USE, \$300

Commander
US Army Communications and
Electronics Materiel Readiness Command
ATTN: DRSEL-ME-MQ
Fort Monmouth, New Jersey 07703

TEAR ALONG DOTTED LINE

FOLD BACK

RECOMMENDED CHANGES TO EQUIPMENT TECHNICAL MANUALS



THEN . . . JOT DOWN THE
DOPE ABOUT IT ON THIS
FORM, TEAR IT OUT, FOLD
IT AND DROP IT IN THE
MAIL!

SOMETHING WRONG WITH THIS MANUAL?

FROM: (YOUR UNIT'S COMPLETE ADDRESS)

DATE

PUBLICATION NUMBER

TM11-6625-252-20P

DATE

29 Dec 78

TITLE

OSCILLOSCOPES OS-8B/U, OS-8C/U
AND OS-8E/U

BE EXACT . . . PIN-POINT WHERE IT IS

IN THIS SPACE TELL WHAT IS WRONG
AND WHAT SHOULD BE DONE ABOUT IT:

PAGE NO.	PARA- GRAPH	FIGURE NO.	TABLE NO.

IN THIS SPACE TELL WHAT IS WRONG
AND WHAT SHOULD BE DONE ABOUT IT:

TEAR ALONG DOTTED LINE

TYPED NAME, GRADE OR TITLE, AND TELEPHONE NUMBER

SIGN HERE:

FILL IN YOUR
UNIT'S ADDRESS

FOLD BACK

DEPARTMENT OF THE ARMY

OFFICIAL BUSINESS

PENALTY FOR PRIVATE USE, \$300

POSTAGE AND FEES PAID
DEPARTMENT OF THE ARMY
DOD-314



Commander
US Army Communications and
Electronics Materiel Readiness Command
ATTN: DRSEL-ME-MQ
Fort Monmouth, New Jersey 07703

TEAR ALONG DOTTED LINE

FOLD BACK

By Order of the Secretary of the Army:

BERNARD W. ROGERS
General, United States Army
Chief of Staff

Official:

J. C. PENNINGTON
Brigadier General, United States Army
The Adjutant General

Distribution:	11-35 (1)
Active Army	11-37 (1)
USAINSCOM (2)	11-38 (1)
COE (1)	11-39 (1)
TSG (1)	11-85 (1)
USAARENBD (1)	11-86 (1)
DARCOM (1)	11-87 (1)
TRADOC (2)	11-97 (1)
OS Maj Comd (4)	11-98 (1)
TECOM (2)	11-117 (1)
USACC (4)	11-215 (1)
MDW (1)	11-216 (1)
Armies (2)	11-225 (1)
Corps (2)	11-226 (1)
H Q 7th Sig Comd (2)	11-237 (1)
USAMA (2)	11-302 (1)
Svc Colleges (1)	11-303 (1)
USASIGS (5)	11-327 (1)
USAADS (2)	11-357 (1)
USAFAS (2)	11-367 (1)
USAARMS (2)	11-500 (AA-AC) (1)
USAIS (2)	17 (1)
USAES (2)	17-100 (1)
USAICS (3)	29-1 (1)
MAAG (1)	29-11 (1)
USARMIS (1)	29-15 (1)
USAERDAA (1)	29-16 (1)
USAERDAW (1)	29-21 (1)
USACC-EUR (2)	29-25 (1)
USACC-PAC (2)	29-26 (1)
USACC-SO (2)	29-35 (1)
HISA (Ft Monmouth) (26)	29-36 (1)
Fort Carson (5)	29-51 (1)
Fort Gillem (10)	29-55 (1)
Fort Gordon (10)	29-56 (1)
Fort Huachuca (10)	29-57 (1)
Ft Richardson (CERCOM OFc) (2)	29-75 (1)
Army Dep (1) except	30-500 (1)
LBAD (14)	31-105 (1)
SAAD (30)	37 (1)
TOAD (14)	37-100 (1)
SHAD (3)	39-51 (1)
USA Dep (1)	44-8 (1)
Sig Sic USA Dep (1)	44-235 (1)
ATS (1)	44-237 (1)
USAMPS (2)	44-535 (1)
USAJFKCENMA (2)	44-537 (1)
Units org under fol TOE:	44-545 (1)
29-207 (2)	44-547 (1)
29-610 (2)	55-457 (1)
1-207 (1)	55-458 (1)
7-100 (1)	57 (1)
11-15 (1)	57-100 (1)
11-16 (1)	57-102 (1)
11-17 (1)	67 (1)

NG: None

USAR: None

For explanation of abbreviations used see, AR 310-50

DEPARTMENT OF THE ARMY
US ARMY AG PUBLICATIONS CENTER
1655 WOODSON ROAD
ST. LOUIS, MISSOURI 63114

OFFICIAL BUSINESS
PENALTY FOR PRIVATE USE \$300

POSTAGE AND FEES PAID
DEPARTMENT OF THE ARMY
DOD 314

